


Sideload Your eBook into a Kindle eReader

Download the eBook

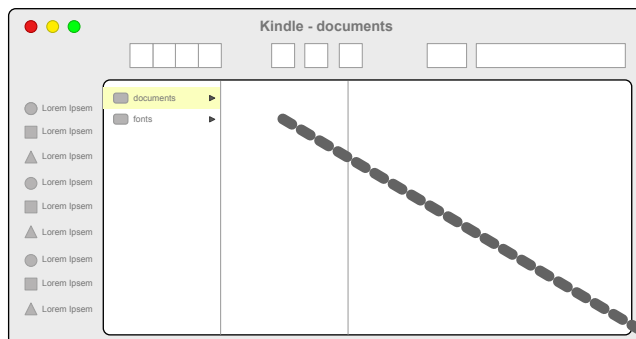
Amazon Kindle




Connect your Kindle to your computer with a USB cable.



Open the Finder or Explorer window and locate the book in your Downloads folder.



Drag the book to your Kindle's documents folder.



Kindle File Name